

# Alphabet Ants!


## Beginning Sounds


### Instructions:


Cut along the dotted lines of the mat pages and tape the mat together. Help your child cut out the letter tiles along the dotted lines and lay them faceup on a flat surface. Point to an ant on the mat and name the object it is shown with—for example, the banana. Say the word together, emphasizing the beginning sound. Then tell your child to find the letter that makes the beginning sound and place it under the ant. Keep playing until your child has placed all 26 letters!

### Helpful Hint:

Help your child identify beginning sounds by reminding him or her of the sound each letter makes. Point to one letter tile at a time and have your child identify the sound it makes.








# Answer Key

1. banana
2. yogurt
3. mushroom
4. x-ray
5. egg
6. radio
7. gum
8. kite
9. sandwich
10. watermelon
11. pizza
12. apple
13. doughnut
14. cake
15. feather
16. olive
17. quarter
18. lemon
19. heart
20. umbrella
21. jar
22. net
23. zebra
24. tomato
25. violin
26. igloo



a	b	c	d	e	f	
g	h	i	j	k	l	
m	n	o	p	q	r	s
t	u	v	w	x	y	z