

Response to Intervention



MATHEMATICS



(800) 778-4456 • Fax (800) 537-5403
LakeshoreLearning.com

Improve student achievement... with learning materials that easily integrate the principles of RTI into any math program.



Dear Teachers and Administrators,

Lakeshore understands the importance of meeting the needs of all learners—and identifying struggling students who require targeted instruction and intensive, one-on-one intervention. That's why we offer a variety of resources that support a tiered approach to learning...and give teachers the tools they need for ongoing progress monitoring. On the following pages, you'll find RTI materials that:

- *allow for increasingly intense instruction based on individual student needs*
- *provide opportunities to frequently conduct quick, informal assessments*
- *help teachers document student progress and maintain permanent records to fulfill accountability requirements*
- *support scientific, research-based educational models*
- *emphasize the district-wide goals of local education agencies*

Lakeshore has over 55 years of experience meeting the needs of educators. We've been providing targeted, supplemental materials to the nation's schools since 1954. To this day, we remain committed to the success of every student—and every school.

A handwritten signature in black ink that reads "Patti Rommel".

Patti Rommel

*Director of Research & Development
Lakeshore Learning Materials*



You can find even more materials that correspond to all levels of RTI on our website.

Visit LakeshoreLearning.com.



Table of Contents

Essential Math Skills

Math in Minutes! Skill-Building Centers	4-5
Math Activity Stations	6-7
Help-Yourself Multilevel Math Centers	8-9
Read About Math Learning Centers.....	10-11
Elementary Math Instant Learning Centers.....	12-13

Operations

Hands-On Regrouping Kits	14-15
--------------------------------	-------

Place Value

Multilevel Place Value Games.....	16-17
-----------------------------------	-------

Fractions, Decimals & Percents

Building Math Skills Magnetic Boards	18-19
---	-------

Measurement

Hands-On Measurement Centers.....	20-21
--------------------------------------	-------

Problem Solving

Highlight the Clues Problem Solving Flip Charts.....	22-23
Problem Solving Journals	24-25

Order Form

Order Form	26
------------------	----

4 Essential Math Skills



Math in Minutes! Skill-Building Centers

Students master standards-based math concepts—with daily problems they can complete in just minutes!

Each grade-appropriate set includes a 33¼" x 43" pocket chart that lets you display 9 math problems at once, plus 270 problem cards that cover 9 different skill areas. Simply place a problem card from each area into the chart to provide daily practice with essential math skills! The cards even have answers on back—for instant reinforcement. Includes a guide with a reproducible version of the chart for students to record their work—providing an informal assessment tool and a permanent record of students' work.

Each Includes

- 33¼" x 43" pocket chart
- 270 problem cards covering 9 skill areas
- Teacher's guide



Grade Level **2 3 4**

H146RM Grade 2

\$99.50

H147RM Grade 3

\$99.50

H148RM Grade 4

\$99.50



Implementation Idea

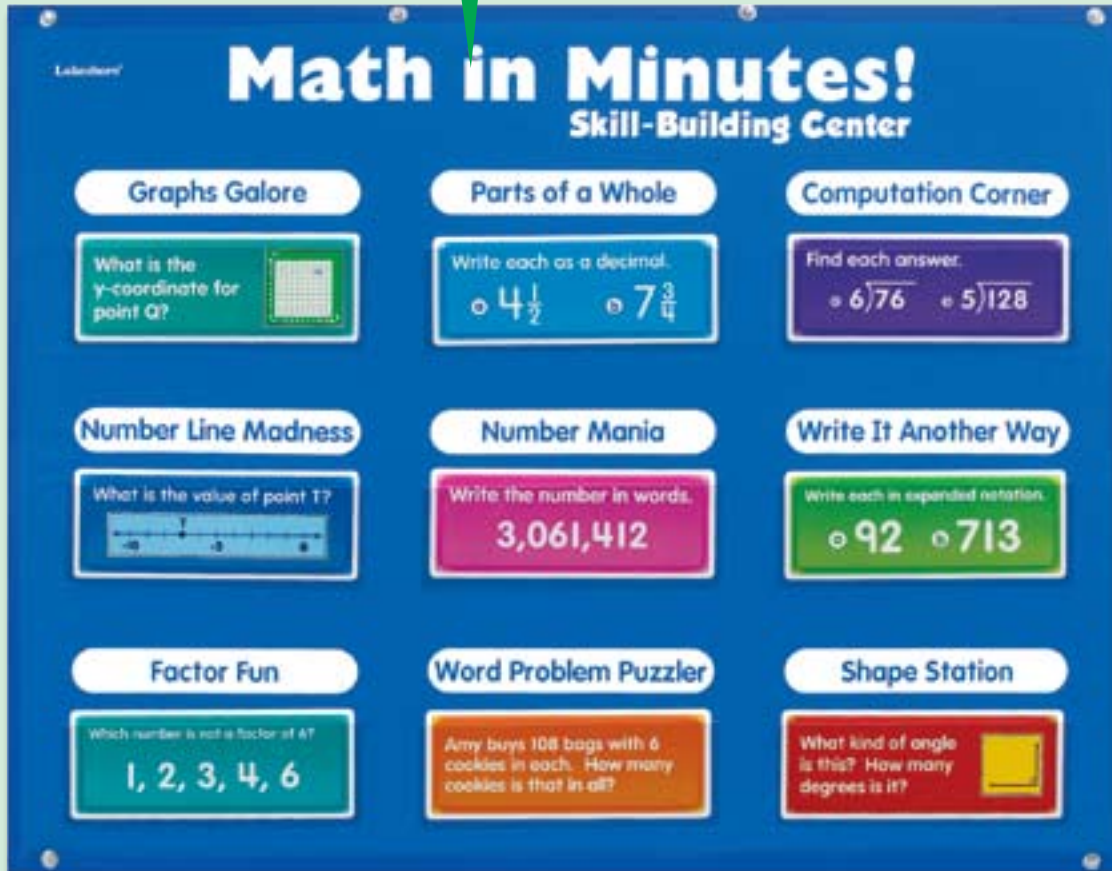
Use the center with a small group of students who are struggling with specific types of math problems. Provide students with hands-on manipulatives to help them work through each problem shown on the cards.

Shown below: Grade 4 Skill-Building Center

Key Features

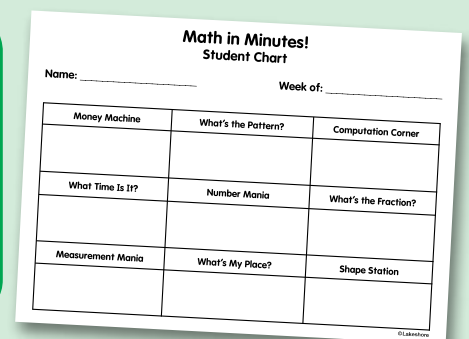
Handy **pocket chart** organizes cards for easy teaching.

Cards are organized into **9 different skill areas**, so you can easily provide targeted practice and extra reinforcement.



With **270 different problems**, students get the daily practice they need to progress.

Guide includes a reproducible chart for students to record their work—providing a convenient **informal assessment**.



Response to Intervention (RTI) Application

Tier 2 With 270 problems to choose from, the centers allow the teacher to select multiple problems within a specific skill area. The teacher invites students to solve a different problem each day, modeling problem solving strategies to help them reach the correct answer. The teacher can then administer an informal assessment by having students show their work or explain their answer on the included reproducible.

Tier 3 The teacher provides more intensive intervention by working with a single student. The teacher selects several problems within a single skill area and works with the student daily to solve each problem. As the teacher and student work together, they can use pictures or manipulatives to illustrate their problem solving strategies and provide extra reinforcement.

6 Essential Math Skills

Math Activity Stations

Our activity-filled learning stations help students master place value, operations, fractions and more.

Each of our math stations features 4 different activities, all designed for up to 4 students at once. You get 4 sets of hands-on materials for each activity, plus a double-sided, tent-based flip book with simple, step-by-step instructions. We've also included a reproducible assessment to track students' progress, an answer key, plus a guide with reproducible worksheets. Each station comes in a handy storage box.

Each Includes

- 4 different activities
- 4 sets of hands-on materials for each activity
- Double-sided instruction chart
- Teacher's guide with reproducible worksheets and an informal assessment recording sheet
- Answer key



Grade Level 1 2 3

FF800XRM Complete Set \$279.00

FF801RM Operations \$49.95

FF802RM Money \$49.95

FF803RM Time & Measurement \$49.95

FF804RM Geometry \$49.95

FF805RM Fractions \$49.95

FF806RM Place Value \$49.95

⚠ WARNING: CHOKING HAZARD — Small parts. Not for children under 3 yrs.



Implementation Idea

Working one-on-one with a struggling student, the teacher provides extra support as the child completes the activity... and makes detailed observations on the reproducible assessment sheet.

Shown below: Fractions Activity Station

Key Features

Each set has 4 different activities that target a specific math skill—so students get plenty of practical reinforcement.

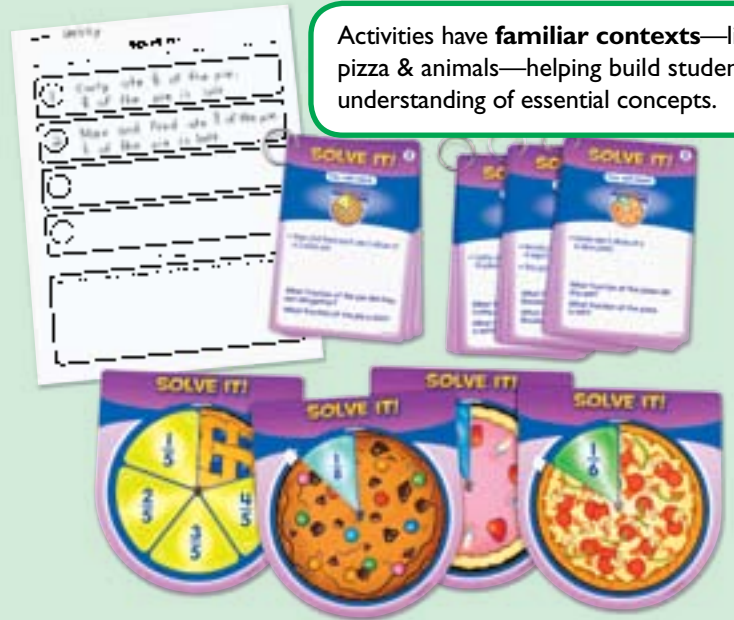
Activity 1: Find & Match

Double-sided flip book provides step-by-step instructions...and gives every student a great view of the activity.



Activity 2: Solve It!

Activities have familiar contexts—like pizza & animals—helping build students' understanding of essential concepts.



Activity 3: Fractions of a Set

Reproducible worksheets make it easy to evaluate students' work and assess their progress.



You get enough materials for up to 4 students at a time—perfect for Tier 2 intervention lessons.

Activity 4: Fraction Bars

Engaging, hands-on materials get students actively involved in each lesson.



Ready-to-use, reproducible assessment sheet provides a permanent student record.

Response to Intervention (RTI) Application

Tier 2 Each activity comes with enough materials for an intervention group of up to 4 students. The teacher demonstrates the activity using the materials, then asks students to complete the activity themselves. As students work, the teacher makes observations, provides extra support and addresses any misconceptions.

Tier 3 The teacher uses the reproducible assessment sheet to identify problem areas in which students need extra practice. The teacher then works in depth with an individual student, providing instructions for completing each activity and asking guided questions as children work.

8 Essential Math Skills

Help-Yourself Multilevel Math Centers

Our centers give students the practice they need to grasp essential math skills—at just the right level.

Each center features a reproducible guide with 24 different activities, plus 6 pouches with all the hands-on manipulatives to complete each one. Best of all, the activities gradually progress in difficulty, so it's easy to meet the readiness of individual students...and help them progress at just the right pace. Plus, each center comes complete with a guide that includes informal assessment ideas.

Each Includes

- 24 reproducible activities divided into 3 skill levels
- 6 sets of hands-on manipulatives
- 11½" x 13¼" display center
- Teacher's guide with informal assessment ideas

Grade Level **2** **3** **4**

HH370XRM	Complete Set	\$179.00
HH373RM	Money	\$39.95
HH374RM	Time & Measurement	\$39.95
HH371RM	Fractions	\$39.95
HH372RM	Geometry	\$39.95
HH375RM	Place Value	\$39.95



Implementation Idea

Work with struggling students in a small-group setting to complete a targeted activity, guiding children through the lesson and building conceptual understanding.

Shown below: Geometry Math Center

Key Features

Each center has enough materials for up to **6 students** at once—perfect for small-group intervention lessons.

24 different activities provide plenty of reinforcement with each skill.

The activities **gradually progress in difficulty**, so it's easy to assess and track students' progress.

Involving **hands-on materials** give students a concrete understanding of essential skills.

Activities can be used as **informal assessments** to gauge students' understanding of each concept.

Response to Intervention (RTI) Application

Tier 2 Each center has enough materials for an intervention group of up to 6 students. The teacher selects a level-appropriate activity, using the manipulatives to demonstrate how to work out the problem. Then, the teacher selects a new activity, inviting students to use their own set of manipulatives to complete it on their own. As students work, the teacher provides additional instruction.

Tier 3 The activities come in 3 levels, allowing the teacher to provide one-on-one instruction at just the right level. The teacher & student work together to solve several problems, then the teacher administers an informal assessment by having students complete an activity they haven't yet tried. When the student successfully completes an activity, the teacher and student move on to the next level.

10 Essential Math Skills

Read About Math Learning Centers

Help students master essential math skills...with literature-based activity centers that provide a real-world context for learning.

Each of our math centers includes a paperback storybook that targets a specific math skill. We've also included 5 different activity cards with reproducibles right on back...plus all the manipulatives needed for up to 4 students to complete each activity. Children just read the book to gain a concrete sense of how a specific math skill can be used in everyday life...then complete the hands-on activities to extend and reinforce what they've learned.

Each Includes

- Math-themed storybook
- 5 activity cards with reproducibles on back
- Enough hands-on manipulatives for 4 students at once
- Answer card



Grade Level 1 2 3

LL630XRM Complete Set		\$199.00			
LL631RM	Measurement	\$29.95	LL635RM	Fractions	\$29.95
LL632RM	Number Sense	\$29.95	LL636RM	Time	\$29.95
LL633RM	Money	\$29.95	LL637RM	Problem Solving	\$29.95
LL634RM	Geometry	\$29.95	LL638RM	Algebraic Thinking	\$29.95
LC5326RM	Storage Rack	\$19.95			

⚠ WARNING: CHOKING HAZARD — Small parts. Not for children under 3 yrs.

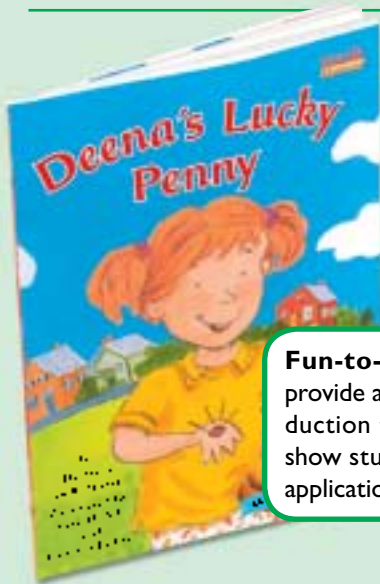


Implementation Idea

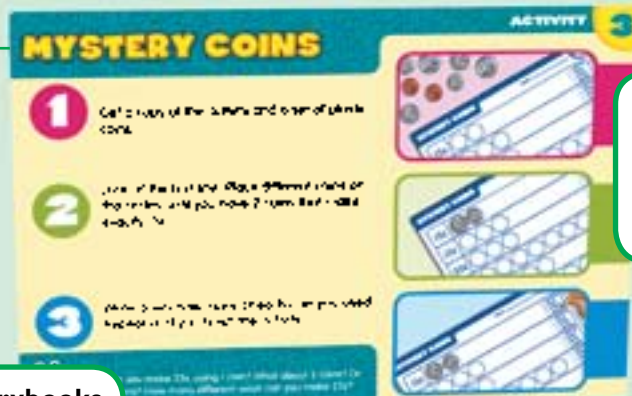
Read the storybook aloud with an intervention group of 2-4 students. Then complete the reproducible activity together, using the manipulatives to build understanding.

Shown below: Money Learning Center

Key Features



Fun-to-read storybooks provide a high-interest introduction to each topic—and show students real-world applications for each skill.



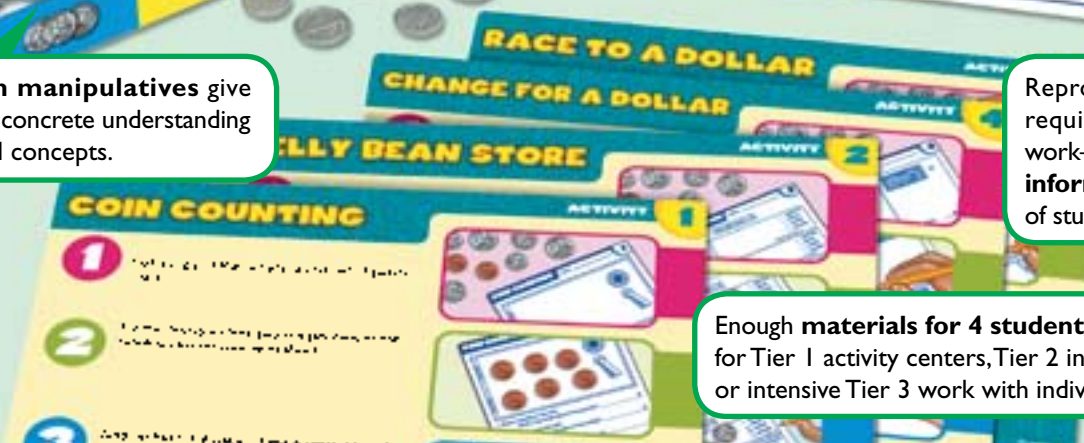
Each center covers a different skill, so you can provide **targeted intervention lessons** in any area where students need extra help.



Hands-on manipulatives give students a concrete understanding of essential concepts.



Reproducible activities require little teacher prep work—and provide a quick, **informal assessment** of students' skills.



Enough **materials for 4 students** at once—perfect for Tier 1 activity centers, Tier 2 intervention lessons or intensive Tier 3 work with individual students.

Response to Intervention (RTI) Application

Tier 1 The teacher sets up each center as a learning station for the class to explore in small groups. As students complete the activities, the teacher identifies which children need additional practice and which skills they need to focus on.

Tier 2 Each center has enough materials for an intervention group of up to 4 students. The teacher works together with students to read the story and complete one of the activities. Then, students complete a different activity to demonstrate competency.

Tier 3 Working one-on-one with a struggling student, the teacher reads the story. The teacher then completes an activity with the student, using the manipulatives to demonstrate problem solving strategies.

12 Essential Math Skills

Elementary Math Instant Learning Centers

Students build math skills in 8 key areas—with hands-on learning centers that get them actively involved in each lesson.

Ideal for everything from teacher-led intervention lessons to independent practice, our learning centers each include a double-sided chart with simple, illustrated instructions, plus 4 sets of hands-on materials—so up to 4 children can practice at once. Each center also includes an assessment card that helps monitor students' progress...and provides a permanent student record.

Each Includes

- 4 sets of hands-on materials
- Double-sided instruction chart
- Answer key
- Write & wipe assessment card
- Teacher's guide with differentiated instruction strategies



Grade Level 1 2

DD570XRM Complete Set \$179.00

DD572RM	Place Value	\$24.95	DD578RM	Standard Measurement	\$24.95
DD577RM	Fractions	\$24.95	DD575RM	Geometry	\$24.95
DD576RM	Data and Graphing	\$24.95	DD574RM	Time	\$24.95
DD573RM	Money	\$24.95	DD571RM	Addition and Subtraction	\$24.95

⚠ **WARNING: CHOKING HAZARD** — Small parts. Not for children under 3 yrs.



Implementation Idea

Work with a small intervention group to complete the activity together. Before you begin, provide students with a simple problem solving strategy that will help them organize their thinking, such as grouping similar activity pieces.

Shown below: Time Instant Learning Center

Key Features

Double-sided instruction chart gives everyone a great view of each activity.

You get enough **materials for 4 students** at a time—ideal for Tier 1 learning centers, Tier 2 intervention groups or one-on-one Tier 3 lessons.

Engaging, **hands-on materials** get students actively involved in each lesson.

Write & wipe card provides an **informal assessment**...and can be reproduced for a permanent student record.

Response to Intervention (RTI) Application

Tier 1 The teacher sets up the learning centers around the classroom to create multiple activity stations for the whole class to complete. As children work, the teacher identifies struggling students and the areas in which they need review or more intensive instruction.

Tier 2 Each center includes enough materials for an intervention group of up to 4 students. The teacher works with students to complete each activity, using the write & wipe assessment to record students' progress and pinpoint areas for additional instruction.

Tier 3 After identifying a skill area in which an individual student needs extra teaching and support, the teacher selects the corresponding activity center to complete with the student. As they work, the teacher provides step-by-step strategies for solving each problem.

14 Operations

Hands-On Regrouping Kits

Students master addition & subtraction skills...with hands-on regrouping kits that make challenging math problems easy to solve.

Each kit includes a regrouping tray with 75 place value tiles representing ones, tens and hundreds. Plus, we've included 40 self-checking problem cards that feature 2- and 3-digit numbers—so you can choose a level that's right for your students. Just place a problem card onto the tray, help students count out place value tiles to visually represent each numeral in the equation...then regroup the tiles to work out the answer. Each kit comes complete with a write & wipe problem solving card to record students' answers, plus a teacher's guide with a reproducible observation checklist.

Each Includes

- $8\frac{5}{8}$ " x $14\frac{1}{4}$ " regrouping tray
- 75 place value tiles
- 40 self-checking problem cards
- Write & wipe problem solving card
- Teacher's guide with reproducible observation checklist

Grade Level 1 2 3

FF297RM Addition Kit \$24.95
FF298RM Subtraction Kit \$24.95

⚠ WARNING: CHOKING HAZARD — Small parts. Not for children under 3 yrs.



Implementation Idea

The teacher guides an individual student through the regrouping process—and makes notes about the student's progress on the reproducible observation checklist.

Shown below: Addition Regrouping Kit


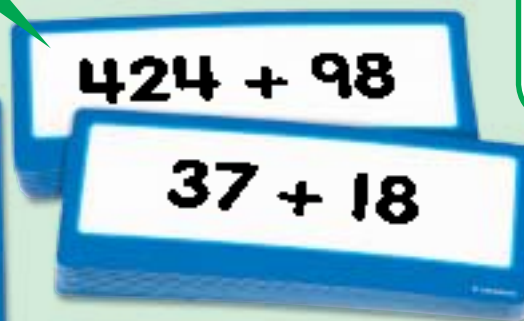
Key Features

Compartmentalized tray and **hands-on tiles** give students a concrete way to visualize place value... and provide the conceptual basis to understand the process of regrouping.



Cards include problems with 2-digit and 3-digit numbers—perfect for providing **differentiated instruction**.

Children move 10 tiles at a time to physically **regroup numbers**—and learn the connection between ones, tens and hundreds.



Write & wipe problem solving card can be used as an instant **informal assessment**.

Reproducible observation checklist can be used to identify students who need additional instruction...and provides a permanent student record.

Response to Intervention (RTI) Application

Tier 2 The teacher uses the regrouping materials with a small intervention group. The teacher starts by using the problem cards that contain 2-digit numbers, demonstrating how to regroup 10 ones at a time using the tiles and tray. Once students demonstrate their understanding, the teacher then adds problems with 3-digit numbers, showing how to group 10 tens into the hundreds column.


Tier 3 The teacher can use the write & wipe problem solving card with each student in the Tier 2 group to identify students who need more intensive intervention. Working with each of those students on an individual basis, the teacher walks the student through each step of the process, asking questions like, "We now have more than ten tiles in the ones column. What do we do next?"

16 Place Value

Multilevel Place Value Games

Students build place value skills at just the right pace—with irresistible board games that feature 4 levels of play!

Each set has 4 different games that target a specific math concept—all gradually progressing in difficulty. As players race to the finish line, they get super-involving practice with rounding numbers, identifying place value and writing numbers in expanded notation. Each game has an answer card for instant reinforcement...plus a reproducible that lets players record their work as they go, so you can easily assess their skills. Complete set includes all 3 game sets (for a total of 12 games, each for 1-4 players).



Each Includes

- 4 different game boards
- 4 spinners
- 4 dice
- 16 game pawns
- 4 answer cards
- Teacher's guide

Grade Level **2 3 4**

HHI 60XRM Complete Set	\$49.95
HHI 62RM Identifying Place Value	\$19.95
HHI 61RM Expanded Notation	\$19.95
HHI 63RM Rounding	\$19.95

Implementation Idea

Sit with a small group of students to help guide game play and provide problem solving strategies. Make notes on individual students who may need more intensive instruction.



18 Fractions, Decimals & Percents

Building Math Skills Magnetic Boards

Students learn to visualize parts of a whole...and explore equivalency concepts in a concrete, hands-on way.

Our activity boards each come with over 100 color-coded magnetic pieces—all clearly labeled with a fraction, decimal or percent. Students can combine the pieces to create a whole...mix & match pieces to compare equivalent values... compare fractions, decimals & percents in bar and circle form...and more. Each set includes a guide with lesson ideas and differentiated instruction strategies.

Each Includes

- 12" x 12" magnetic board
- Over 100 color-coded magnets
- Teacher's guide


Grade Level 4 5 6

RR375XRM	Complete Set	\$69.95
RR379RM	Fractions	\$24.95
RR346RM	Decimals	\$24.95
RR345RM	Percents	\$24.95



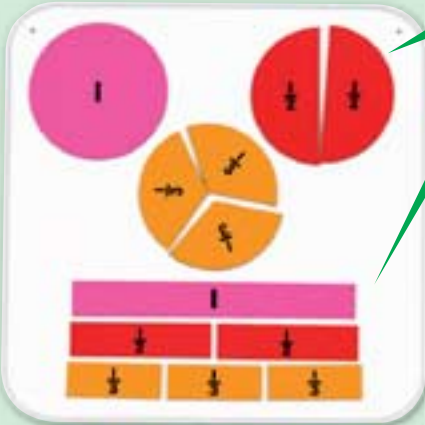
Implementation Idea

Working with an individual student, the teacher uses either the bar or circle magnets to compare fractions. The student writes each fraction on a piece of paper for added reinforcement.



Key Features

Building Fractions



Bar & circle magnets give students two highly visual, concrete ways to conceptualize fractions, decimals and percents.

Magnetic boards make the activities **portable**, so they can be completed anywhere.

Building Percents



Building Decimals



Pieces have the **same color-coding** from set to set, so students can combine them to see how fractions, decimals and percents are interrelated.

Pieces within each set are **perfectly related in size**, so students can easily compare equivalent values.



Activity guides include ideas for comparing, converting & performing simple operations with fractions, decimals and percents.

Response to Intervention (RTI) Application

Tier 2 Each set includes a guide with detailed lesson ideas for conducting small-group interventions, from how to introduce numerators and denominators to how to convert decimals to percents. The teacher uses the magnets to demonstrate concepts and create simple problems for students to solve, addressing misunderstandings and reinforcing necessary skills.

Tier 3 After the teacher identifies the areas in which a single student is struggling, the included activity guide can also be used as the basis for targeted Tier 3 intervention lessons. The teacher conducts each lesson using both the bar and circle magnets, giving the student two opportunities to grasp the same concept.

20 Measurement

Hands-On Measurement Centers

Involving, hands-on activities help students gain a concrete understanding of measurement concepts.

Each of our ready-to-use centers has 10 different activity cards that are both write & wipe and reproducible...plus all the hands-on tools to complete each activity—from comparing weights with balance and platform scales to measuring volume with 1" cubes. You also get a freestanding conversion chart that provides a convenient visual reference as students work, plus a teacher's guide that comes complete with a 2-page student assessment.



Implementation Idea

Working with a struggling student, the teacher points out each step in the problem solving process and asks guiding questions like, "What tools will we need to solve this problem?"

What's Included

Grade Level **1** **2** **3**

DD555XRM Complete Set

\$129.00

⚠ WARNING: CHOKING HAZARD — Small parts. Not for children under 3 yrs.

DD557RM Length, Perimeter, Area & Volume

\$44.95

- 10 write & wipe activity cards
- Conversion chart (customary & metric)
- 2-page assessment
- 2 rulers
- 2 measuring tapes
- 50 foam measuring tiles
- 50 foam measuring cubes
- 3 volume boxes
- Teacher's guide with differentiated instruction strategies



DD559RM Weight

\$44.95

- 10 write & wipe activity cards
- Conversion chart (customary & metric)
- 2-page assessment
- Balance scale
- Platform scale
- 30-piece gram weight set
- Teacher's guide with differentiated instruction strategies



DD558RM Capacity

\$44.95

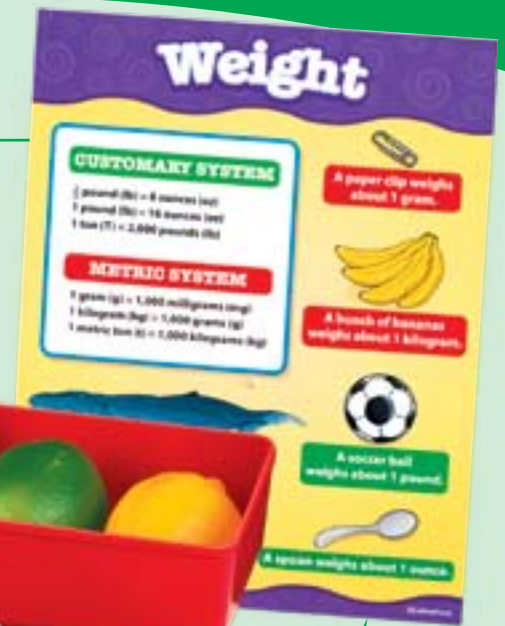
- 10 write & wipe activity cards
- Conversion chart (customary & metric)
- 2-page assessment
- Metric & customary measurement tools:
 - Measuring cup (1 liter/4 cups)
 - Graduated cylinder (10 mL)
 - Funnel
 - 4 see-inside measuring cartons
 - Gallon container
- Teacher's guide with differentiated instruction strategies



Shown below: Weight Measurement Center

Key Features

Conversion chart and hands-on tools provide multiple ways to solve measurement problems—**meeting the needs of all students** and ensuring children’s understanding.

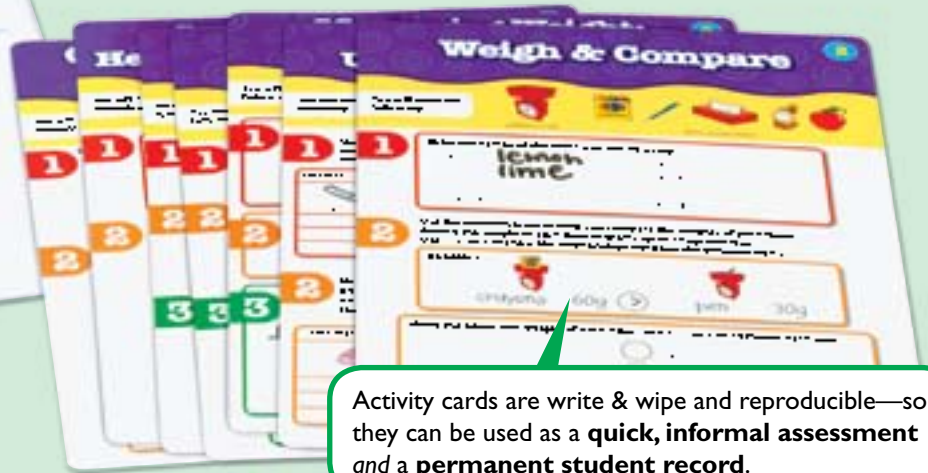


Freestanding chart provides a visual reference for comparing and converting measurements.

A variety of **hands-on measurement tools** get students actively involved in each lesson.



Includes a **two-page assessment** that provides in-depth feedback on students’ progress.



Activity cards are write & wipe and reproducible—so they can be used as a **quick, informal assessment** and a **permanent student record**.

Response to Intervention (RTI) Application

Tier 2 Select an activity relating to a specific measurement concept, and model multiple ways to solve the problem—including using the conversion chart and the hands-on measurement tools. Students then try solving a new activity on their own, choosing their own method of problem solving.

Tier 3 After identifying a student in need of one-on-one instruction, the teacher chooses an activity and walks the student through each step of the problem solving process, including helping the student select the appropriate measurement tools. After the teacher and student have completed several activities together, the teacher uses the included assessment to continue monitoring students’ progress.

22 Problem Solving

Highlight the Clues Problem Solving Flip Charts

Students learn how to find important information in math problems—with innovative flip charts that highlight the clues!

Each level-appropriate problem solving chart includes 15 story problem flips, 15 acetate flips and a write & wipe space to work out the answers. Students just read through a problem, identify the numbers needed to solve it...then fill in the information in the write & wipe space below. For extra help, students can flip the acetate to highlight the clues—and use the color-coded information to solve the problem! Charts are 15" x 15¼"; with answers on the back of each flip for immediate reinforcement.


Each Includes

- 15" x 15¼" freestanding chart with a write & wipe work space
- 15 story problem flips
- 15 acetate flips



Grade Level **2 3 4 5**

HH226RM	Grades 2-3	\$29.95
HH227RM	Grades 4-5	\$29.95
DDI05RM	Black Write & Wipe Markers - Thin-Line - Set of 4	\$3.99

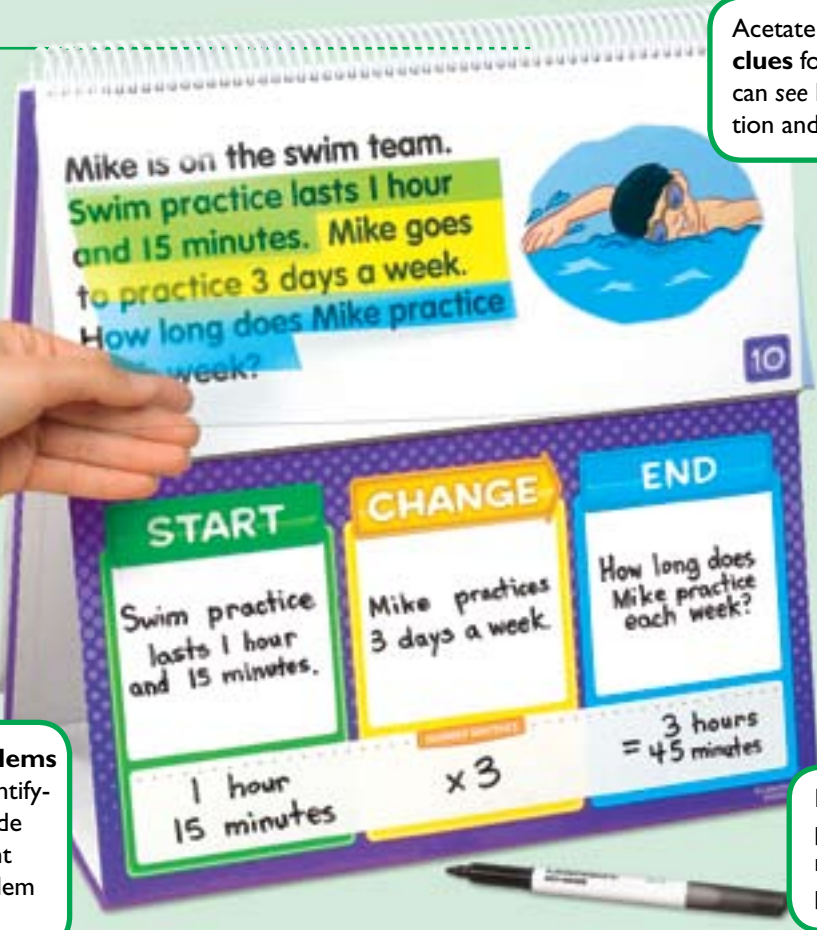


Implementation Idea

To help an individual student who is struggling, reproduce one of the problems from the chart and ask the student to underline key words in the problem. Then help the student use this information to solve the problem.

Shown below: Gr. 4-5 Problem Solving Flip Chart

Key Features

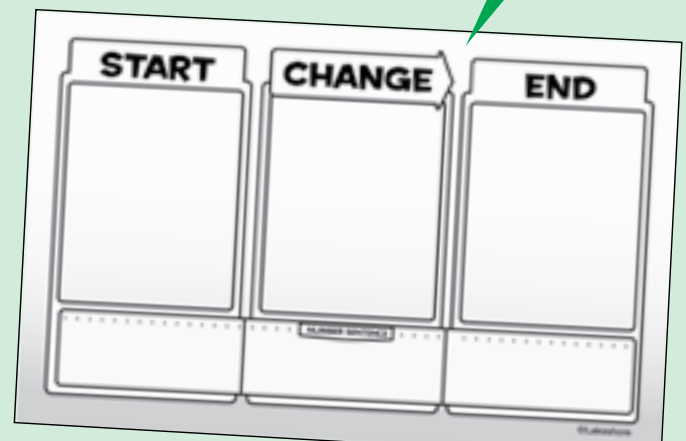
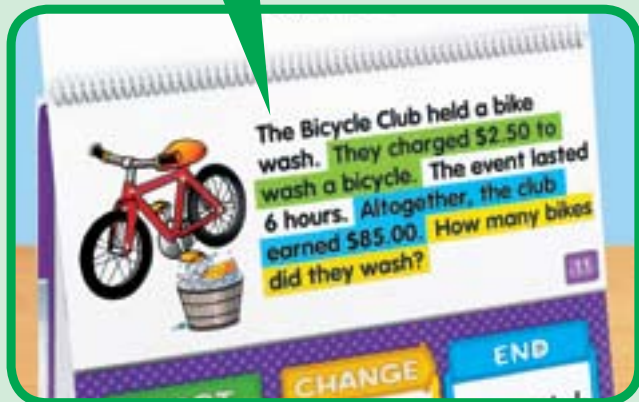


Acetate flip **highlights important clues** found in the text—so students can see how to locate key information and solve the problem.

Write & wipe work space helps students pull key information from the text—getting the practice they need to solve any word problem on their own.

15 different story problems help students practice identifying key details—and provide the practical reinforcement they need to master problem solving.

Reproducible worksheet provides an informal assessment...and can be kept as a permanent student record.



Response to Intervention (RTI) Application

Tier 2 Working with a small group of students, the teacher flips to a problem. The teacher encourages students to identify the key elements they'll need to solve the problem and write them in the write & wipe work space. The teacher can help correct students' thinking as they go, then flip the acetate to reveal the correct problem solving clues.

Tier 3 The teacher works with an individual student to provide extra practice with problem solving. As the teacher and student work together to solve each problem, the teacher helps the child develop a method for solving this and future problems by asking, "What information in the problem is key to solving it?"

24 Problem Solving

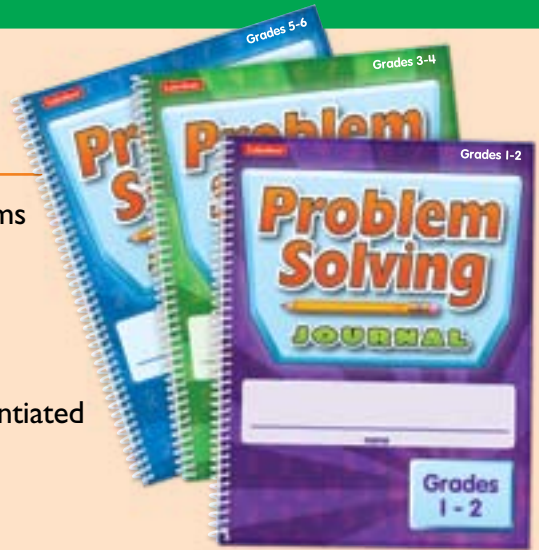
Problem Solving Journals

Our skill-building journals give students their own space to solve math problems and explain their mathematical thinking.

Each 8" x 10½" journal contains 50 illustrated word problems. Each page of the journal has room for students to work out the problem, plus space to explain how they reached the answer—so teachers can easily identify struggling students. We've also included helpful problem solving strategies in the front of each journal to guide students along as they work out each problem, along with a removable answer key & a guide with differentiated instruction strategies.

Each Includes

- 50 illustrated word problems
- Reference pages with problem solving strategies
- Removable answer key
- Teacher's guide with differentiated instruction strategies



Grade Level 1 2

LL114RM Each \$3.49
LL115RM Set of 10 \$32.95

Grade Level 3 4

LL124RM Each \$3.49
LL125RM Set of 10 \$32.95

Grade Level 5 6

LL134RM Each \$3.49
LL135RM Set of 10 \$32.95



Implementation Idea

As students work out each problem, use classroom manipulatives to represent each part of the problem and solve it in a highly concrete way.

Shown below: Gr. 1-2 Problem Solving Journal

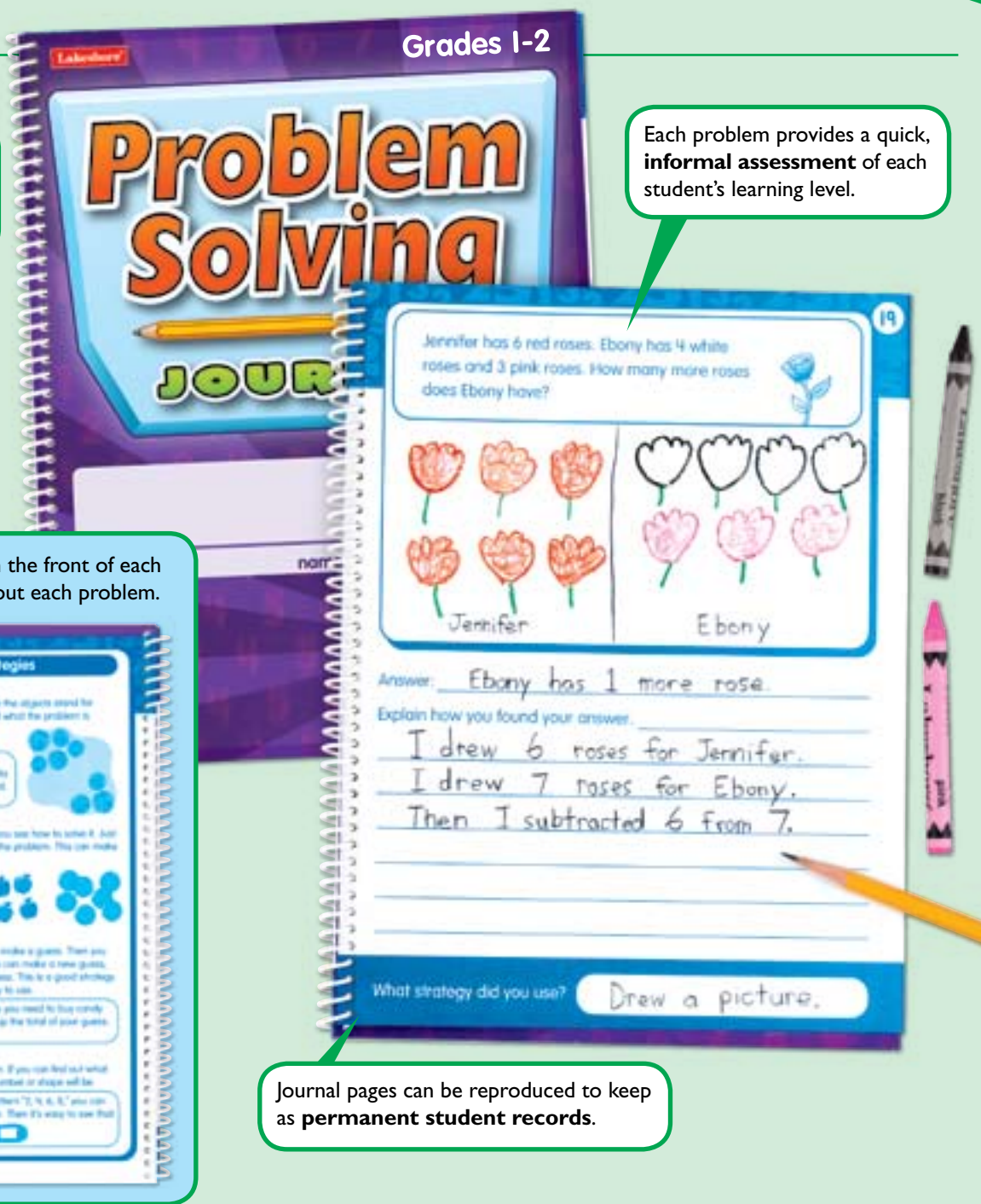
Key Features

50 different problems in each journal give students many opportunities to reinforce essential skills.

Each problem forms the basis for **individual** or **small-group** intervention lessons.

Problem solving strategies in the front of each journal help students work out each problem.

Each problem provides a quick, **informal assessment** of each student's learning level.



Journal pages can be reproduced to keep as **permanent student records**.

Response to Intervention (RTI) Application

Tier 2 The teacher selects a problem in the journal based on the skill students need to review in a small-group intervention lesson. After demonstrating how to use different strategies to solve the problem, the teacher photocopies a new problem and asks students to solve it. By reading students' explanations of how they solved the problem, the teacher identifies students who need additional instruction.

Tier 3 The journal pages can also be used for an intensive, one-on-one intervention lesson. The teacher models how to solve a problem using a variety of strategies, such as drawing pictures or using manipulatives. The teacher then asks the student to solve a different problem using the modeled strategy. The teacher makes a photocopy of the student's completed work to keep as a permanent student record.

Lakeshore Learning Materials
2695 E. Dominguez St.
Carson, CA 90895

PRSR STD
US POSTAGE
PAID
LAKESHORE
LEARNING
MATERIALS

Lakeshore®

products designed with learning in mind™

Check out our **FREE**
online resources and fast,
efficient ordering!

LakeshoreLearning.com

S6160/MKTG66-11



Response to Intervention

MATHEMATICS



Lakeshore offers learning materials that easily integrate the principles of RTI into any math program!


Order by phone
(800) 778-4456

Order by fax
(800) 537-5403

Order online
LakeshoreLearning.com



Connect with us.



For **FREE** copies of our
Elementary catalog, call
(800) 421-5354.