

Dr. Seuss Graphing Fun

Preschool–Kindergarten

Objectives

Reading Literature

- Retelling familiar stories, including key details
- Listening to oral readings of a variety of Dr. Seuss books
- Identifying a favorite Dr. Seuss book and explaining why










Measurement & Data

- Making a class bar graph to show favorite Dr. Seuss books

Materials Needed

- 3 or 4 books by Dr. Seuss
- Chart paper
- Top hat template
- “My Favorite Dr. Seuss Book” reproducible
- Markers or crayons
- Safety Scissors [GS454]
- Tape

Products with item numbers are available at LakeshoreLearning.com.

Our Favorite Dr. Seuss Books				
Hop on Pop	 Jacob	 Ivy	 Brian	 Michael
The Cat in the Hat	 Ruby	 Gina		
Green Eggs and Ham	 Westin	 Emily	 Kaeley	

Preparation

Display a sheet of chart paper horizontally. At the top, write “Our Favorite Dr. Seuss Books.” Photocopy the covers of the books you plan to read to your class. Then tape the copies in a column along the left-hand side of the chart paper. During the lesson, students will complete the graph by placing their name next to their favorite book.

Procedure

1. Over several days, read aloud the books you selected. After reading each book, ask students to help you summarize the plot.
2. Tell students you would like them to choose their favorite book. Arrange the books on the floor in the same order that they appear on the chart paper. Then invite students to line up next to their favorite book.
3. Ask students which line is the longest and which is the shortest. Help students understand that the most popular book has the longest line and the least popular book has the shortest line.
4. Tell students they are going to make a graph to show their favorite Dr. Seuss books. Give each student a top hat template and have students color their hats, write their names on them and cut them out. (You may want to precut the top hats for younger students.) Invite students one at a time to tape their hats on the chart paper next to their favorite Dr. Seuss books.

Guided Practice

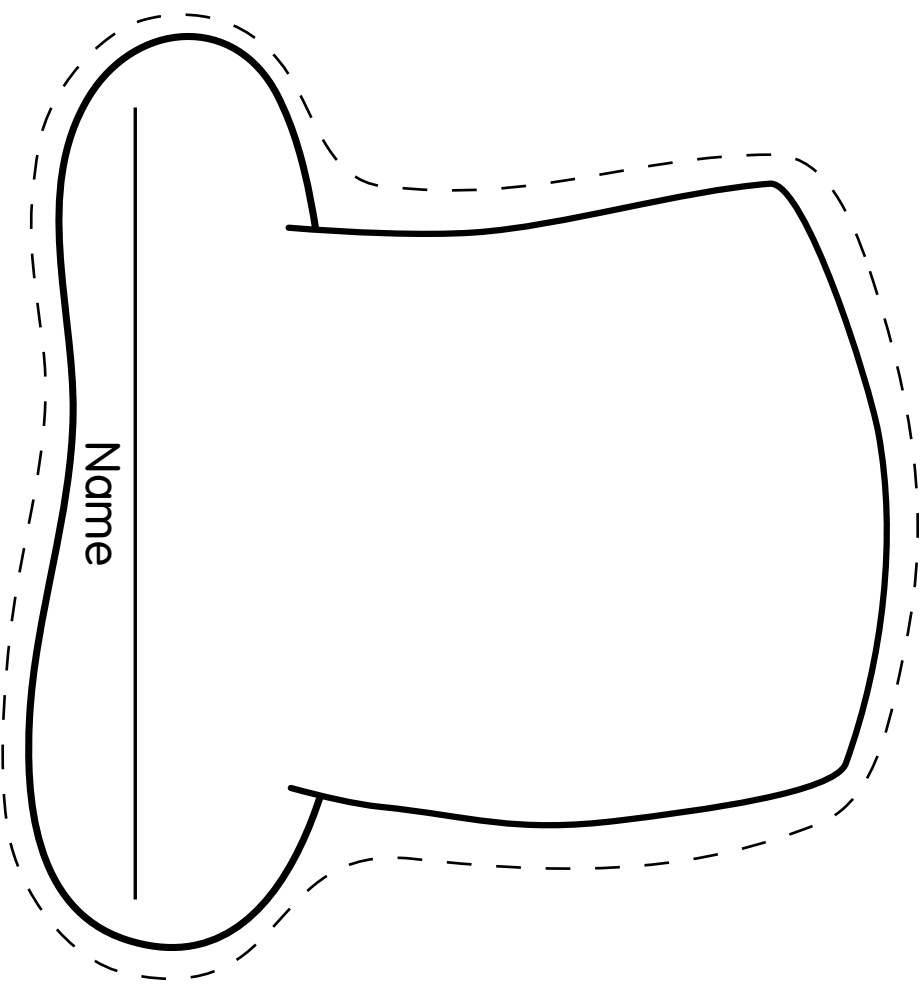
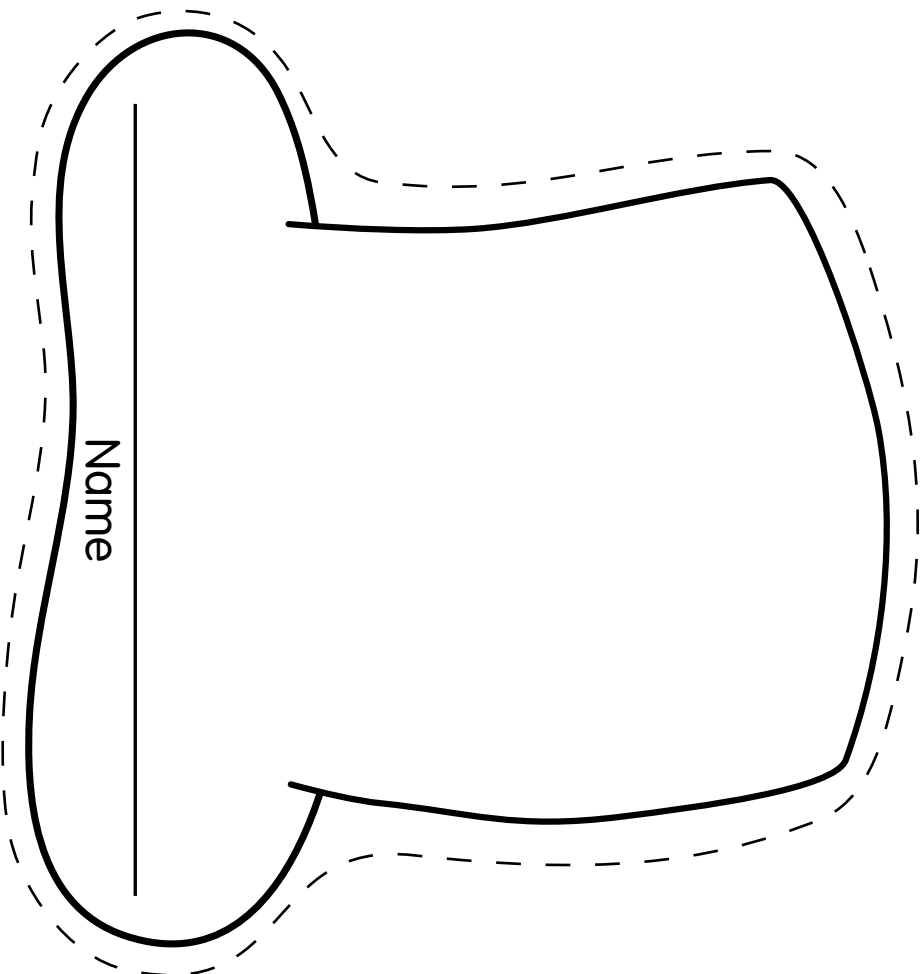
After the class graph is complete, guide students to interpret the results by asking questions like:

- What does this graph tell us?
- Which book did the most students choose as their favorite? Can you figure it out without counting each hat?
- Did more students like _____ or _____? How do you know?
- How many more students liked _____ than _____? How can you tell?

Independent Practice


1. Give each student a copy of the "My Favorite Dr. Seuss Book" reproducible.
2. Prompt students to draw a picture from their favorite story. Then have students complete the sentence at the bottom of the page to tell which story is their favorite and why. (Have younger students dictate their responses to you.)
3. Tape the completed artwork around the class graph to create a Dr. Seuss bulletin board display!

Top Hat



My Favorite Dr. Seuss Book

Name: _____



My favorite Dr. Seuss book is

because
